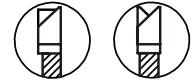
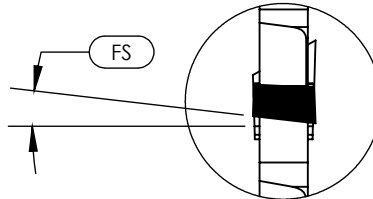
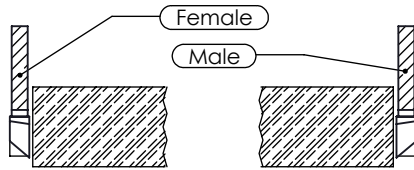
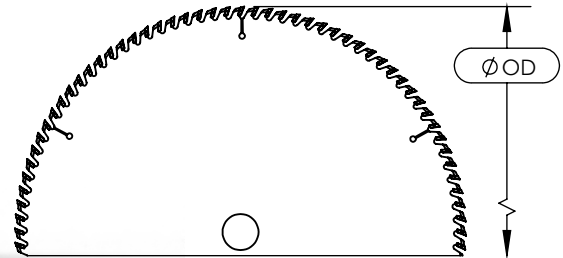



End Matcher Tooling

Rough Trim Saws



Available in several
Top Grinds



Top Tongue Cutter - Technical Specifications

Product Code	Kerf	OD (Outer Diameter)	Z (# of Teeth)	RT (Rim Thickness)	PT / HT (Plate/Hub Thickness)	Flooring Type	Machine Mfr.	Ø Bore	
SP-254-080-3.05	4.19mm	.165"	10"	z80	N/A	3.05"	Eng. Flooring	Hasko	1.5"
SP-305-100-3.05	4.19mm	.165"	12"	z100	N/A	3.05"	Solid Wood	OSI	1"
SP-305-100-3.05	4.19mm	.165"	12"	z100	N/A	3.05"	-	OSI	30mm
SP-305-100-3.00	4.19mm	.165"	12"	z100	N/A	3.00"	Eng. Flooring	Hasko	50mm
SP-305-100-3.05	4.19mm	.165"	12"	z100	N/A	3.05"	Solid Wood	Doucet	3.063"
SP-356-100-3.18	3.33mm	.131"	14"	z100	N/A	2.50"	Solid Wood		30mm
SP-356-100-3.18	4.19mm	.165"	14"	z100	N/A	3.18"	Solid Wood	OSI-2022	1.125"

Our Straight Plate Trim Saws are built to the tightest tolerances, raising the bar above industry standards for accuracy and performance. Available in several varieties, and with a kerf specific to your application.

To help us quote the right blade for you, please [contact](#) one of our knowledgeable sales staff and let us know about your application and what goals you are looking to achieve.

sales@superthinsaws.com